


TPS 6 - For gates up to 600Kg
TPS 10 - For gates up to 1,000Kg

★★★★★
PREMIUM QUALITY

MADE IN AUSTRIA



ADVANTAGES AT A GLANCE:

- 100% Duty Cycle (Continuous Use)
- Absolute encoder (NO limit switches)
- Adjustable pinion height
- Euro-Key to access manual release
- Adjustable speed settings for open/close functions
- Mechanical brake for safe gate stop
- Adjustable soft-stop for open/close functions, controlled by frequency converter
- Large, illuminated LC -Display (2x16 characters)
- Electronic monitoring of the emergency release
- Partial opening for pedestrians
- DIN rail for accessory fitment (60mm and 130mm)



DIMENSIONS:

- 610mm W x 530mm H x 211mm D

RECOMMENDATIONS:

- We recommend the use of our exclusive; Heavy Duty 1,200Kg Nylon Rack (Steel Inserts)




TPS 6 / 10 MODELS	MOTOR-POWER SUPPLY	MAX. GATE WEIGHT	MAX. SPEED	DUTY CYCLE	TOOTH GEAR	SINGLE KIT PART NO.
TPS 6 	230V	600kg	30m/min.	100%	Z20Module 4	1516-0025
TPS 10 	230V	1,000 kg	20m/min.	100%	Z20 Module 4	1516-0041

OPTIONAL ACCESSORIES TO ENHANCE YOUR TPS AUTOMATION


Courtyard Lamp/Control Lamp Module @	For 230V lamp connection, Max. 100W	1044-0014
External Gate Status Module @	Potential free signal contacts, Max. 24V, 10W	1018-0087



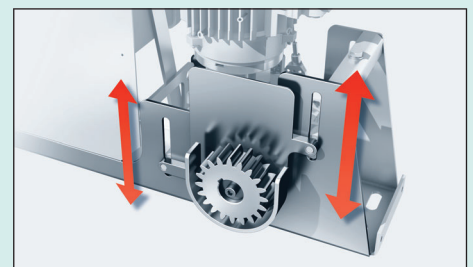
Appropriate safety devices are mandatory on these models. LZR Sensors highly recommended.
Indication of the max. gate width is for wind-permeable gates and for non-ascending (incline) gates!
* Only one (1) of the optional modules can be fitted to the control board.



Easy to use manual release



Absolute encoder for precision



Vertical adjustment (110 - 185mm)

Please contact us and we will be happy to assist you and discuss your application

1300 366 046 global-access.com.au