

## 230V INDUSTRIAL SWING GATE OPERATOR

**REX** - For gates up to 1,500Kg

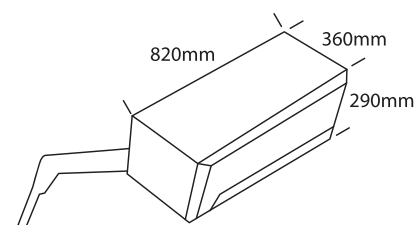


★★★★★  
PREMIUM QUALITY

MADE IN AUSTRIA

### ADVANTAGES AT A GLANCE:

- Extremely powerful motor, offering the largest gate leaf capacity on the market!
- Angle measurement made via absolute encoder
- Built in mechanical stops
- Mechanical brake for safe gate stop
- Motorised locking bar function
- Adjustable soft stop
- Connection between ST REX and ST REX Smart via Bus interface
- Very large, durable chain drive system



MODEL	MOTOR VOLTAGE	MAXIMUM GATE WEIGHT (PER LEAF)	INTENDED USAGE	DUTY CYCLE	SINGLE KIT PART NO.	DOUBLE KIT PART NO.
REX	230v	1,500Kg @ 12m	CONSTANT	100%	1616-0014	1616-0016

### OPTIONAL ACCESSORIES TO ENHANCE YOUR REX


Lockable Emergency Release	Includes Cable, Cylinder and Keys	Part No.
		1654-0004




Indication of the max. gate width is for wind-permeable gates and for non-ascending (incline) gates!  
 \* Only one (1) of the optional modules can be fitted to the control board.  
 We always recommend a lock be fitted for gate leaves over 3m in length.



Integrated mechanical stops



Massive chain drive



Euro-key manual release

## POPULAR ACCESSORIES



Safety Beams to allow auto-close



Professional UPS



LZR Safety Beam



Electric solenoid lock c/w latch plate



Maglock



Motorised Locking Bolt



Backlit Keypad with fob reader capabilities

Please contact us and we will be happy to assist you and discuss your application

1300 366 046 [global-access.com.au](http://global-access.com.au)