

MADE IN GERMANY

- Optional SOMLink programming device
- German engineering at it's finest
- Built-in mechanical stops for open/close
- Optional emergency backup battery
- UG+ Offers a Stainless Steel Foundation Box
- Extra functions + adjustments available

Icons: Home, 24VDC, 4/6 Wind Load, 3.5m



Intelligent control unit that constantly adjusts the force required to operate the gate



The operator is mounted in-ground, accentuating the visual appeal of the gate



During a power failure, the operator can be run in emergency mode via the optional battery backup kit






Has built-in stops, however ground stops are recommended in the OPEN + CLOSED positions



The installation process **REQUIRES WELDING**

MODEL	MOTOR VOLTAGE	MAXIMUM GATE WEIGHT (PER LEAF)	STRENGTH RATING (1-10)	MAX. ANGLE	INBUILT ENCODER	WELDING REQUIRED	SINGLE KIT PART NO.	DOUBLE KIT PART NO.
TWIST UG	24V	350Kg @ 3.5m	4	105°	YES	YES	1655-0074	1655-0075
TWIST UG+	24V	600Kg @ 3.5m	6	105°	YES	YES	1655-0084	1655-0085

OPTIONAL ACCESSORIES TO ENHANCE YOUR TWIST UG & UG+

SOMLink Service Interface Device	Allows for the adjustment and fine tuning of a range of functions		1879-0002
24V Backup Battery in enclosure	1.2Ah emergency power supply (for emergency egress only)		5106-0020
Connecting Cable Set for Double Kits	12m of genuine SOMMER motor cable		5825-0022

