

SCAN TO VISIT
OUR WEBSITE







SOMMER GARAGE DOOR OPERATOR RANGE 2021 PRODUCT GUIDE





JULY EDITION

SOMMER base+

RESIDENTIAL APPLICATIONS

The intelligent garage door operator, expandable with a range of additional equipment


-  SECTIONAL DOOR
-  SIDE-OPENING SECTIONAL DOOR
-  ONE PIECE DOOR
-  UP-AND-OVER DOOR

-  INTEGRATED LED LIGHTING
-  <1W STANDBY
-  OPTIONAL BACKUP BATTERY
-  SOMlink SUPPORTED

MADE IN GERMANY

5 YEAR WARRANTY

SOMloq2



PART:

#1981-0010	S 9060 base+	120Kg	600N	Speed Max. 240mm/s	Door Max. 4.5m W x 2.3m H
#1981-0011	S 9080 base+	160Kg	800N	Speed Max. 210mm/s	Door Max. 6m W x 2.3m H
#1981-0012	S 9110 base+	200Kg	1100N	Speed Max. 180mm/s	Door Max. 8m W x 2.3m H

The base+ is SOMMER's most advanced garage door control unit with various optimised speed profiles and the option of precision setting of the operating forces. The system continuously learns automatically and adjusts the door operation accordingly.

Quality

- Universal operator for sectional doors, overhead doors, one piece doors, up-and-over doors and side-opening sectional doors
- Integrated LED lighting: durable, energy-saving and efficient
- Saves power: <1 watt standby
- Made in Germany

Security

- Motor with high self-locking and active counter-pressure in all positions in the event of an attempted break-in
- Connection option for battery pack for emergency operation in the event of a power failure

- Locking magnet for motor (secure against break-ins), locks in any position, even during ventilation function, partial opening and door OPEN final position (Lock # 1651V000 available as an option)
- Thanks to the integrated emergency release, the motor carriage can be engaged and disengaged in any position
- Bidirectional, secure radio system SOMloq2 with 128-bit encryption

Flexibility

- Numerous accessories for expansion, (e.g. Memo memory extension, Senso humidity sensor, Lock locking magnet, Lumi + additional LED lighting)
- Motor carriage can be removed without disassembling the rail
- Easy shortening or lengthening of the rail

Intelligence

- Automatic learning process: self-learning force curve with continual adjustment
- Optimised speed profiles for quick opening and secure closing

Smooth-running and long-lasting

Thanks to the gear-saving technology, the garage door operator is extremely quiet, low-wear and has a very long lifetime. The operator is completely maintenance-free.



Traveling motor operator

Developed by SOMMER with integrated LED lighting, this ensures optimum safety.



SOMMER pro+

RESIDENTIAL APPLICATIONS

The intelligent garage door operator with separately operable control unit housing



SECTIONAL DOOR



INTEGRATED LED LIGHTING



SIDE-OPENING SECTIONAL DOOR



<1W STANDBY



ONE PIECE DOOR



OPTIONAL BACKUP BATTERY



UP-AND-OVER DOOR



SOMlink SUPPORTED

PART:

#1981-0013	S 9080 pro+	160Kg	800N	Max. 210mm/s	Door Max. 6m W x 2.3m H
#1981-0014	S 9110 pro+	200Kg	1100N	Max. 180mm/s	Door Max. 8m W x 2.3m H

MADE IN GERMANY



SOMloq2

The SOMMER pro+ combines our most advanced garage door control unit with the flexibility of a separate installation of the housing (front, rear or on the ceiling) so that existing sockets can be used. The integrated button in the control unit housing offers additional convenience in the garage.

Top Quality

- The low-wear, robust and standard-compliant technology with its powerful, traveling motor ensures reliable operation and functionality for many years, with extremely low energy consumption.

- This gentle transmission technology ensures a long service life and less wear and tear on the garage door operator. The operator is completely maintenance-free.


Maximum Safety

- Optimised for break-in protection: The operator detects attempted break-ins and generates active counter-pressure through motor with high self-locking.
- Partial opening: For example, to move the door to a ventilation position via a radio command, or automatically as an option via the Senso humidity sensor.
- Power-saving LED lighting in traveling motor carriage for better lighting of the garage and any potential hazard areas.

Rear mount of control housing



Front mount of control housing



Ceiling mount of control housing



SOMMER tiga

COMMERCIAL APPLICATIONS

The reliable garage door operator for underground or group garages



SECTIONAL DOOR



INTEGRATED LED LIGHTING



SIDE-OPENING SECTIONAL DOOR



<1W STANDBY



ONE PIECE DOOR



OPTIONAL BACKUP BATTERY



UP-AND-OVER DOOR



SOMlink SUPPORTED

PART:

#1981-0016	S 9110 tiga	200Kg	1100N	Max. 180mm/s	Door Max. 8m W x 2.3m H
------------	-------------	-------	-------	--------------	-------------------------

MADE IN GERMANY



SOMloq2

SOMweb

Enables the user to control multiple garage door operators via a smartphone app or web browser



INTEGRATED SERVER. ALL DATA IS STORED ON THE SOMweb AND NOT ON EXTERNAL SERVERS



LIMIT ACCESS FOR USERS BY WEEK, PER DAY OR BY THE EXACT HOUR



SPECIFY WHICH USER CAN OPERATE WHICH DOOR



SPECIFY WHETHER THE USER ONLY HAS ACCESS WITHIN THE LOCAL NETWORK OR ALSO VIA INTERNET



THE CALENDAR SHOWS YOU WHEN A DOOR WAS OPENED AND BY WHOM



PART: # 1018-0131



OPTIONAL VIDEO FUNCTION VIA BOOKABLE VIDEO PLUG-IN



With just one SOMweb, you can control up to ten operators. SOMweb supports voice control via Siri and Google Assistant, and can also be operated with Amazon Alexa via IFTTT.

Security

The integrated server stores all data on the SOMweb itself, no user data is stored on external servers. Communication between SOMweb and an operator is via SOMloq2 radio control system with 128-bit AES encryption. Push messages on door movements and the optional video function ensure even greater security outside the visible range.

Convenience at your fingertips

Download the SOMweb app and install it on your smartphone or tablet conveniently via Google Play or the App Store.

Home network or Internet access

SOMweb establishes a direct connection between a WiFi-enabled device and the operator. For operation with a LAN cable, an optional LAN adapter for the USB port is required.

Simple updating

Via the app, it is extremely easy to keep your SOMweb up to date as you are informed when updates are available. This means you don't have to worry about security.

Video function

Optional video function via bookable video plug-in with live stream of door movement and video recording.

Compatibility

The SOMweb is compatible with the SOMMER base+, pro+ and tiga+ garage door operators.

SOMweb IP Cameras + Video Plugin

Watch your garage or gate open and close



IP CAMERA VIDEO FEATURE CAN BE TRIALED FOR FREE FOR A DURATION OF 30 DAYS



THE PURCHASE OF 3 YEAR LICENSES IS REQUIRED TO OPERATE IP CAMERAS ON THE SOMWEB APP ONGOING



COMPATIBLE IP CAMERAS ARE PURCHASED SEPARATELY TO THE SOMWEB AND VIDEO PLUGIN SOFTWARE LICENCE



PART: # 6049-0517



PART: # 6049-0518



What does the SOMweb Video Plugin Do?

The SOMweb Video Plugin is a Software license that allows the user to integrate your existing compatible IP camera with your SOMweb device. Watch, record and save all events in the SOMweb App.

Please note that the SOMweb Video Plugin requires an online purchase of a 3 year software licence to integrate your IP camera with your SOMweb device. Purchase of the plugin is done via the SOMMER official website, and is independent of Global Access.

SOMlink

Programming interface of some SOMMER gate automation products via the SOMLink web application



With SOMlink intelligent control technology, there are additional options for easily adjusting features and parameters with a web app using your smartphone, tablet PC or laptop.

- Requires only the SOMlink, and access to a web-browser on a smartphone, tablet, notebook or PC
- No app or software installation necessary



TRANSMITTERS



**PEARL 2CH
TRANSMITTER**
#1018-0093
Range approx.
50-140m



**PEARL 4CH
TRANSMITTER**
#1018-0092
Range approx.
50-140m



**PEARL VIBE 4CH
TRANSMITTER**
#1018-0123
Range approx.
50-140m

TRANSMITTER ACCESSORIES



**PEARL TRANSMITTER
CAR + WALL
HOLDER CLIP**
#6049-0509



**PEARL TRANSMITTER
SUNVISOR CLIP**
#6049-0510



**SOMCOM
2-CHANNEL
RECEIVER**
#1018-0094



**CODEMASTER+
MANAGE TRANSMITTERS
REMOTELY**
#6049-0573

WALL BUTTON



**SOMTOUCH
2-COMMAND
WALL BUTTON**
#6049-0552
Max. range 50m

KEYPAD



**TELECODY+
WIRELESS
KEYPAD**
#1018-0124
Max. range 50m

WHAT IS SOMloq2 TECHNOLOGY?

SOMloq2 is a modern, bidirectional radio system

For maximum convenience, SOMMER offer the corresponding radio products for all modules. With the data and transmission-secure SOMloq2 radio system, you will no longer have to get out of the car to open the garage door when it's raining or dark outside.

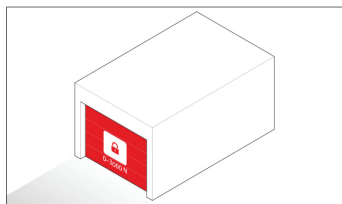
In addition to convenience, the bidirectional SOMloq2 radio control system provides the most advanced security. The bidirectional radio control system offers numerous additional functions which make everyday life easier – from feedback on whether the radio signal is being received to status queries of the door to auto repeat and hop functions.

Control your systems conveniently with a handheld transmitter and benefit from our SOMloq2 radio control system when opening your yard gates and garage doors.

The SOMloq2 range consists of transmitters and keypads
A range of 2 channel and 4 channel transmitters are available within the SOMloq2 range, with the 'Pearl Vibe' transmitter offers feedback of radio commands with vibration, as well as the ability to query the door position status.

There is several wireless keypad solutions on offer, including surface and flush mount variations.

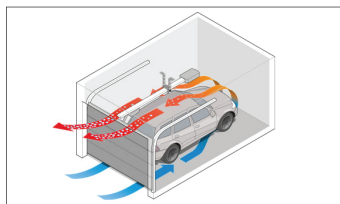
ADDITIONAL EQUIPMENT FOR CONVENIENCE, FUNCTION AND SAFETY



Lock – Locking magnet

#6049-0519

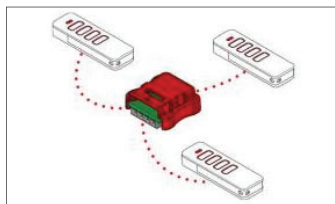
Magnetic motor lock which mechanically locks the motor in any position up to an attack force of 300Kg, thereby increasing the existing break-in protection.



Senso – Humidity sensor

#6049-0553

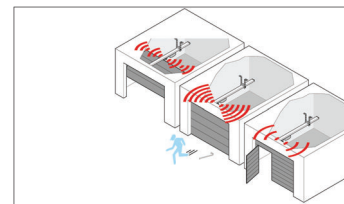
For recording temperature and air humidity in the garage. The door is automatically opened by the motor carriage as required, ensuring perfect circulation. When the optimum value is reached, the door is closed, reducing the risk of mould formation in the garage.



Memo – Memory extension

#1018-0097

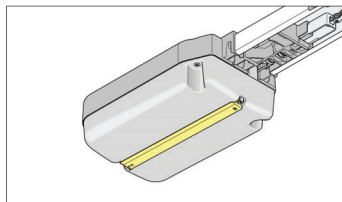
Used to expand the memory to 450 handheld transmitter commands. During service, saved data can be easily adopted for a new motor carriage.



Buzzer – Alarm/warning buzzer

#6049-0522

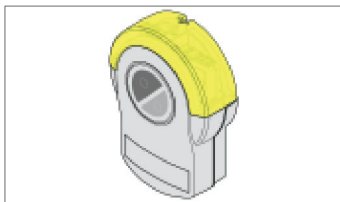
Two functions in one product: The alarm buzzer recognises an attempted break-in and outputs a loud signal tone. The warning buzzer, on the other hand, outputs an acoustic signal during the closing process or when the garage door is open.



Lumi+ – Additional LED lighting

#6049-0520

Additional LED lighting for the ceiling control unit. It is switched in parallel with the lighting in the motor carriage and can be easily switched on and off using the light function via a handheld transmitter.



Lumi pro+ – Additional LED lighting

#6049-0521

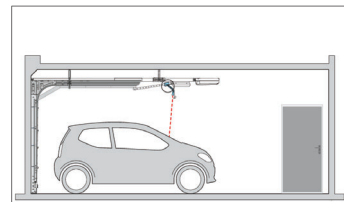
Additional LED lighting for the SOMMER pro+ operator wall control unit. It is switched in parallel with the lighting in the motor carriage and can be easily switched on and off using the light function via a handheld transmitter.



Relay – Additional relay

#6049-0524

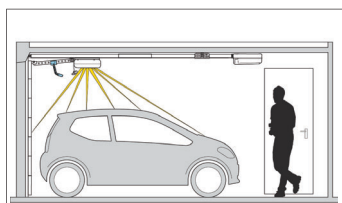
For activating external lighting or querying the door status "Door closed" / "Door not closed."



Laser – Parking position laser

#6049-0523

The parking position laser ensures precise parking in the garage, even without a parking assist system by emitting a laser-dot that can be positioned to a specified point within a vehicles dash for example.



Motion – Motion detector

#6049-0525


The operator lighting is automatically switched on in the motor carriage when you enter the garage.



Accu – Emergency power supply

#6049-0516


Provides emergency power supply for the operator for up to 12 hours or 5 door cycles in the event of a power failure.



Conex – Circuit board

#6049-0513

Allows the connection of two corded pulse buttons for control of the door and one external lighting unit. Operating modes "Defined opening" and "Defined closing" can be optionally set via a DIP switch.



Output OC – PCB

#6049-0514


Transfers the status (open/closed) to Smart Home systems. Optionally, a further external lighting unit with 24V can be operated.

PHOTO BEAMS + ACCESSORIES

Increase vehicle safety!



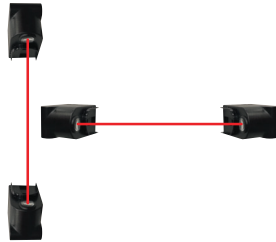
FIXED LENS PLASTIC PHOTO BEAM
#1059-0043
Max. range 15m



WALL MOUNTING ADAPTERS
#1059-0047
Suits #1059-0043



SLIMLINE PLASTIC PHOTO BEAM
#1059-0048
Max. range 10m
Adjustable in 90° increments



HARD WIRED PANEL-LIFT DOOR SAFETY BEAM
#1059-0041



HARD WIRED SECTIONAL DOOR SAFETY BEAM KIT
#1059-0040

CURTAIN SENSORS + MOTION DETECTORS

Increase pedestrian safety!



LZR - VERTICAL CURTAIN SENSOR
#5159-0004
Max. curtain 9m x 9m



FALCON UNI-DIRECTIONAL MOTION SENSOR
#5159-0013
Max. detection range 4m x 5m



CONDOR + CONDOR XL MOTION + PRESENCE SENSORS
#1059-0016 [XL]#1059-0018
Max. detection range 4m x 5m



LZR MOUNT BRACKET
#1059-0021



UNIVERSAL PROGRAMMING REMOTE
#1059-0022
Suits LZR, Falcon + Condor

We are committed to offering the best possible products, service support and knowledge

Contact us to arrange a consultation

1300 366 046
global-access.com.au