

230V Sliding Gate Motors - Commercial / Industrial

★★★★★
PREMIUM QUALITY

DESIGNED IN ITALY


ADVANTAGES AT A GLANCE:

- 240V Commercial/Industrial Operators
- 3 pinion sizes (alter speed and weight capacity)
- Life tested to 1,000,000 cycles
- Oil bath gearbox
- Reliable magnetic limits
- 844 available with a chain drive
- 844 available in 3 phase

746
Up to **600kg**

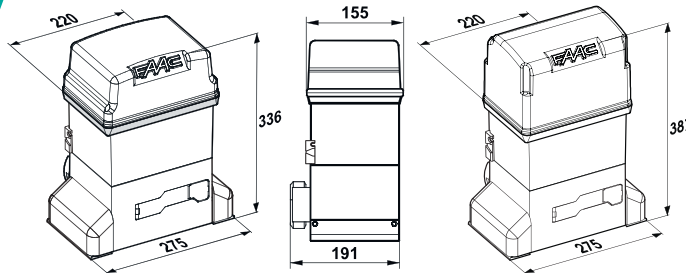


844
Up to **1800Kg**



Integrated 780D control board

- Intelligent easy to use features
- Digital twin 7 segment display



OPTIONAL GLOBAL RADIO GEAR



1018-0133

746/844 MODELS	MOTOR-POWER SUPPLY	MAX. GATE WEIGHT	MAX. GATE WIDTH	MAX SPEED	DUTY CYCLE	TOOTH GEAR	SINGLE KIT PART NO.
746 (Z20)	230V	400 kg	50m	12m/min.	70%	Z20 module 4	1516-0002
746 (Z16)	230V	600 kg	40m	9.6 m/min.	70%	Z16 module 4	1516-0001
844 (Z20)	230V	1000 kg	40m	12m/min.	70%	Z20 module 4	1516-0006
844 (Z16)	230V	1800 kg	40m	9.5 m/min.	70%	Z16 module 4	1516-0003
844 (Z20 CHAIN DRIVE)	230V	1000 kg	40m	12m/min.	70%	Z20 module 4	1516-0005
844 (Z16 CHAIN DRIVE)	230V	1800 kg	40m	9.5 m/min.	70%	Z16 module 4	1516-0004

OPTIONAL ACCESSORIES TO ENHANCE YOUR 746/844 AUTOMATION

Foundation Plate	Foundation Plate to suit both 746 & 844	6049-0164
Professional 100Ah UPS	230v Professional with 100Ah Battery	1074-0007



- Indication of the maximum gate weight and width is for non-ascending (incline) gates.
- 230V Pull T gate motors are suitable for ascending (incline) applications up to a maximum of 5% incline!
- Global Access advises that all automation systems should have the appropriate safety devices to protect pedestrians and vehicles.

POPULAR ACCESSORIES



Safety Beams



Keypads




LZR Safety Beam



4G Trigger Module



Motorised Locking Bolt



Professional UPS

Please contact us and we will be happy to assist you and discuss your application

1300 366 046 global-access.com.au